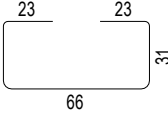
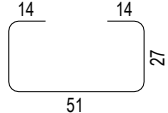
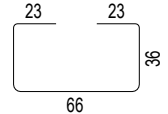
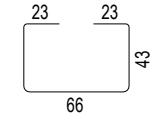
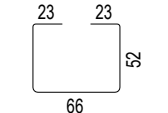
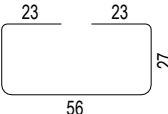
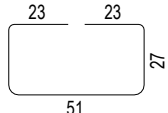
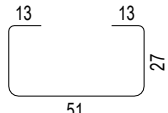
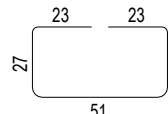
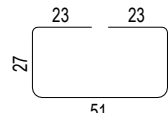
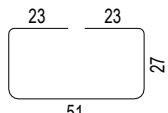


LAGERMATTENLISTE

Projektnr: 22063
 Bauvorhaben : Jugendbauhütte Johannistal
 Plannr: Bewehrung - Arbeitsstand! Ausgabe f. grobe Mengenkalkulation

Bauteil: Fundamente,
 Fernwärmeschacht

VORABZUG

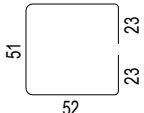
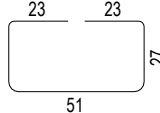
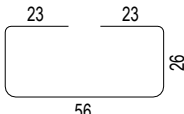
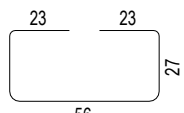
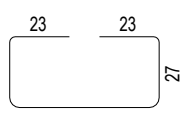
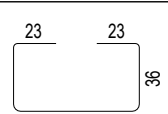
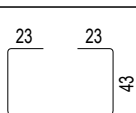
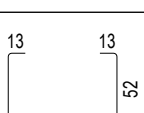
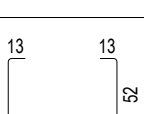


Pos.	Anz.	Mattentyp	Güte	L x B (cm x cm)	Grösse	Gewicht (kg)
M-1	1	Q335A	B500A	173 x 278		22.25
M-2	2	Q335A	B500A	134 x 403		48.65
M-3	3	Q335A	B500A	183 x 278		69.00
M-4	2	Q335A	B500A	197 x 278		50.30
M-5	2	Q335A	B500A	215 x 278		55.19
M-6	2	Q335A	B500A	155 x 403		53.59
M-7	3	Q335A	B500A	150 x 403		78.79
M-8	1	Q335A	B500A	130 x 403		24.13
M-9	1	Q335A	B500A	150 x 393		25.43
M-10	1	Q335A	B500A	150 x 398		26.12
M-11	5	Q335A	B500A	150 x 278		91.63

LAGERMATTENLISTE

Projektnr: 22063
 Bauvorhaben : Jugendbauhütte Johannistal
 Plannr: Bewehrung - Arbeitsstand! Ausgabe f. grobe Mengenkalkulation

Bauteil: Fundamente,
 Fernwärmeschacht

VORABZUG

Pos.	Anz.	Mattentyp	Güte	L x B (cm x cm)	Grösse	Gewicht (kg)
M-12	1	Q335A	B500A	200 x 118		10.72
M-13	3	Q335A	B500A	150 x 153		29.49
M-14	1	Q335A	B500A	152 x 278		18.48
M-15	1	Q335A	B500A	155 x 393		25.94
M-16	1	Q335A	B500A	155 x 398		26.66
M-17	1	Q335A	B500A	183 x 153		12.34
M-18	1	Q335A	B500A	197 x 153		13.50
M-19	26	Q424A	B500A	211 x 83		270.33
M-20	1	Q424A	B500A	211 x 113		13.98
M-21	3	Q424A	B500A	279 x 153		72.29
M-22	1	Q424A	B500A	283 x 153		24.30

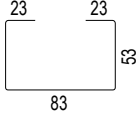
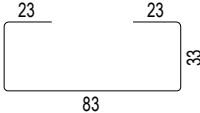
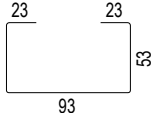
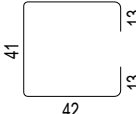

LAGERMATTENLISTE

Projektnr: 22063

Bauvorhaben : Jugendbauhütte Johannistal

Plannr: Bewehrung - Arbeitsstand! Ausgabe f. grobe Mengenkalkulation

Bauteil: Fundamente,
Fernwärmeschacht**VORABZUG**

Pos.	Anz.	Mattentyp	Güte	L x B (cm x cm)	Grösse	Gewicht (kg)
M-23	2	Q424A	B500A	234 x 208		54.58
M-24	1	Q424A	B500A	194 x 173		18.46
M-25	4	Q424A	B500A	244 x 153		80.94
M-26	2	Q424A	B500A	151 x 43		7.04
M-27	2	Q335A	B500A	143 x 43		6.80
M-28	4	Q636A	B500A	113 x 148	_____	63.01
M-29	4	Q636A	B500A	96 x 148	_____	54.99
Gesamtgewicht:						1348.93